


Please Review



Sign and Return

Please review this math mania flyer and our 5th grade website for news and information.

Please write any questions or concerns on the reverse side and return to your home-room teacher.

Please let us know. Do you have internet access?

Yes or No

Child's Name:

X

Print your name here:

C
u
t
A
l
o
n
g

T
h
i
s

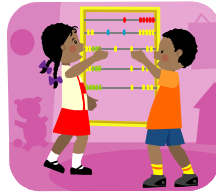
L
i
n
e

S
i
g
n

A
n
d

R
e
t
u
r
n

Math is fun!



We are looking forward to a great year together! Please contact us with any questions, concerns or comments.



MATH TEACHERS



Mrs. Butz and Mrs. Ernest

Mrs. Inscoe

Phone: 410-257-1512

Email:

ButzM@calvertnet.k12.md.us

ErnestM@calvertnet.k12.md.us

InscoeC@calvertnet.k12.md.us



BES FIFTH GRADE



Math Mania



VOLUME 1:

MATH

FLUENCY



VISIT OUR WEBSITE

Check
it out! ✓



Math Links:

Beachfifthgrade.weebly.com

What Can We Do At Home?



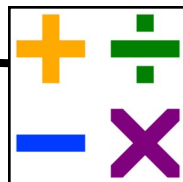
- Practice multiplication facts until fluent with multiplication and division.
- Check our website often for news and information.
- Encourage your child to practice math skills by visiting our math links and playing math games together.
- Have math talk nightly! Ask about what we are learning in school.

Math Fluency

Fluent in our math standards means “fast and accurate.” It might also help to think of fluency as meaning the same thing as when we say that somebody is fluent in a foreign language; when you are fluent, you flow. Fluent isn’t halting, stumbling, or reversing oneself. (from engageNY.org)

Fifth grade students must be fluent with their math facts to ensure success with the more complex and challenging 5th grade standards and beyond.

Please review the **Multiplication Strategies Reference** sheets sent home with this flyer to help your child become fluent with multiplication and division. The strategies are a tool to help reach the goal of fluency. Using the **hand strategy to solve nines** is a wonderful tool, but not the most efficient strategy for 5th grade. We need all students to set a goal to be fluent— so please practice with your child until he or she can solve problems “in a snap!”



C
u
t
A
l
o
n
g

T
h
i
s

L
i
n
e

S
i
g
n
A
n
d

R
e
t
u
r
n

▶ Please write any questions, comments or concerns and return to your teacher. Please make sure you have included your name and your child’s name.